

How to Backup Data via External Storage

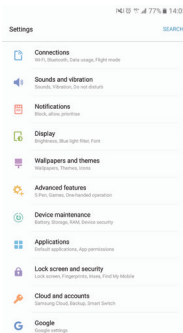
STEP 1:
Insert microSD card/ USB storage device*



*Connect USB storage device via USB Connector found in-box.

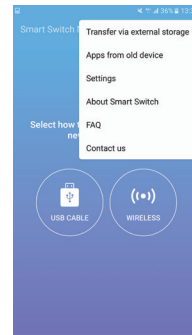
STEP 2:
Access Smart Switch on your Galaxy Note7

- Go to “Settings”
- Select “Cloud and accounts”
- Select “Smart Switch”



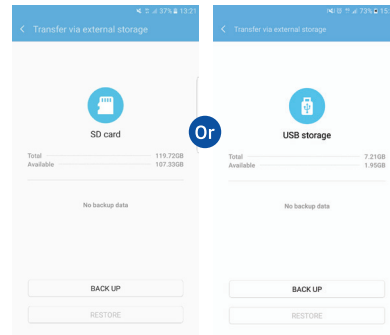
STEP 3:
Select option to transfer files via external storage

- Click on Menu on the top right corner
- Select “Transfer via external storage”



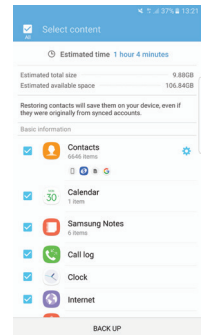
STEP 4:
Ensure that storage capacity is sufficient

- Smart Switch will automatically detect the external storage that you have inserted, select “BACK UP”



STEP 5:
Select the content/ data you wish to back up

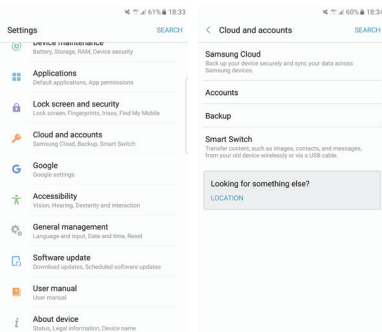
- Select content/ data
- Tap on “Transfer” button



How to Restore your Data via External Storage

STEP 1:

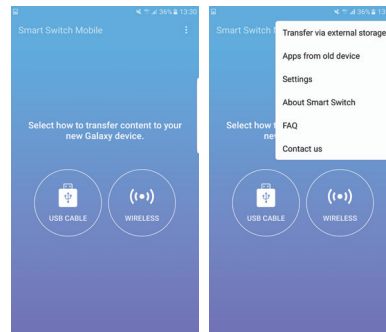
- Insert your microSD card/ USB storage device* into your new device
- Go to “Settings”, “Cloud and accounts” and tap on Smart Switch



*Connect USB storage device via USB Connector found in-box.

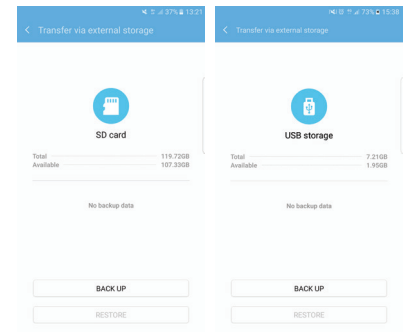
STEP 2:

- Tap on Menu on the top right of the screen
- Choose Transfer via External Storage



STEP 3:

- Tap on Restore and the content/ data you have backup previously will be restored



DISCLAIMERS:
Actual time taken for transfer may vary and depends on size of files.

Samsung does not warrant that the transfer steps described in this document will work without disruption or will always be available to You.

Samsung respects third party intellectual property rights, and requests that You abide by all applicable laws and regulations by not transferring files in violation thereof. Samsung will not be responsible in such circumstances.

Your use of the Smart Switch software/ Smart Switch^{Mobile} app/ Smart Switch Service (the “Service”) provided is at Your own risk. Samsung makes no guarantees or promises regarding the correctness nor accuracy of the Service and/or any information provided. The Service is provided “AS IS” WITHOUT WARRANTY OR LIABILITY OF ANY KIND. Samsung shall not be liable to You or any business connected with You, either in contract, tort (including negligence) or otherwise for any losses which are related to You or Your business, including without limitation, loss, damage, destruction, alteration of data or information (or failure to maintain confidentiality of data or material), loss of profits, loss of revenue or business interruption, or any and all other losses whether or not reasonably foreseeable by Samsung. You undertake to use the Service as a careful and diligent user and You shall not use the Service in a manner which is contrary to any applicable laws and regulations. In particular, You are not allowed to use the Service and/or any information provided to violate third party rights/ intellectual property rights. You further agree not to for any reason, violate, circumvent, reverse-engineer, decompile, disassemble, or otherwise tamper with any security or digital rights management technology related to or embedded in Your device or any content in that device.

Google and other marks are trademarks of Google Inc. Images are simulated and for illustration purposes only.